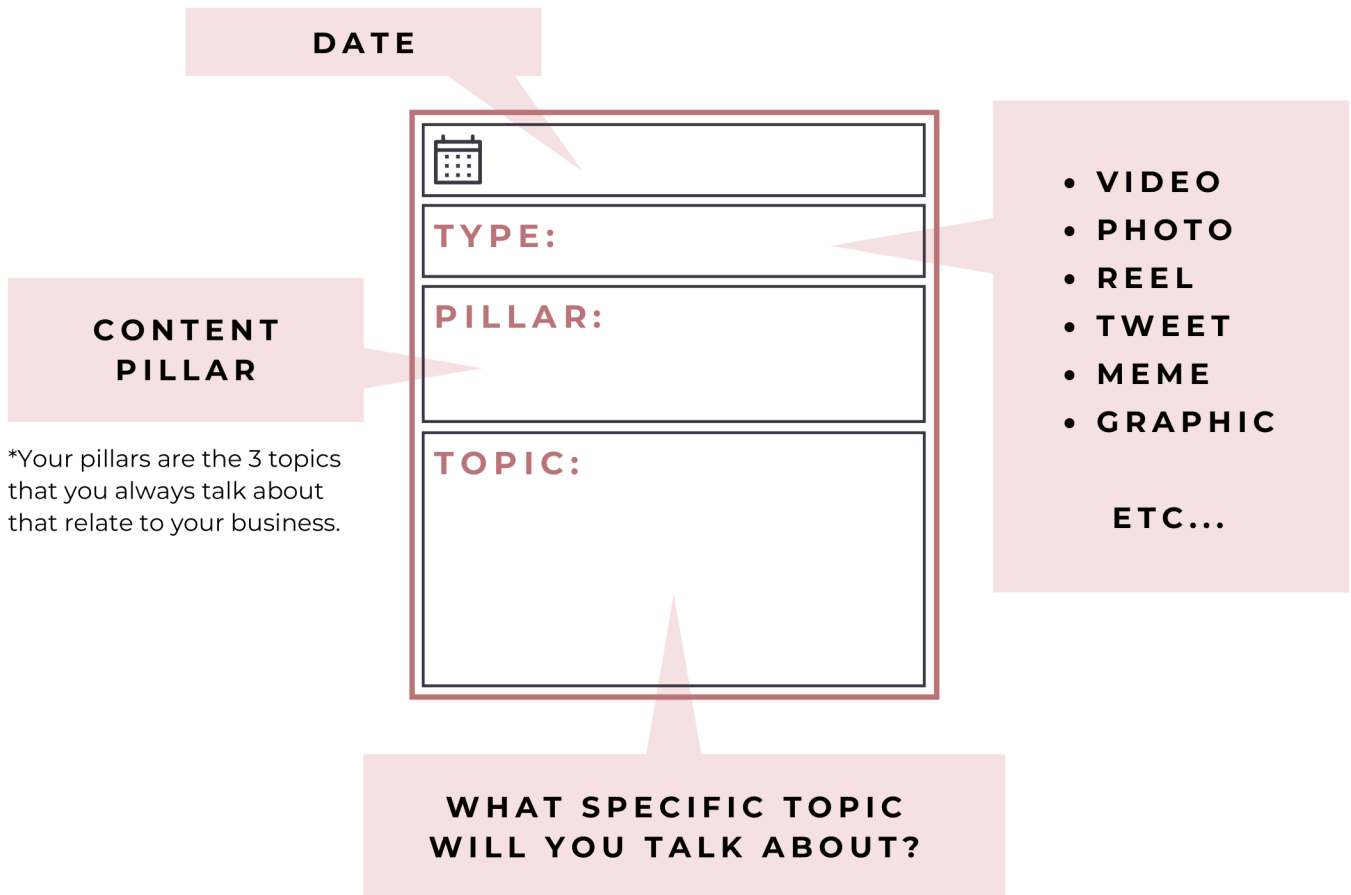


HOW TO USE THE FEED PLANNER

Use the planner below to plan out your next 9 Instagram feed posts.


Include the date, post type (e.g. video, photo, Reel, tweet, meme, graphic etc.), the content pillar it relates to and the specific topic you're going to talk about.



NOTES:

INSTAGRAM FEED

Planner


TYPE:
PILLAR:
TOPIC:



TYPE:
PILLAR:
TOPIC:



TYPE:
PILLAR:
TOPIC:


TYPE:
PILLAR:
TOPIC:


TYPE:
PILLAR:
TOPIC:


TYPE:
PILLAR:
TOPIC:


TYPE:
PILLAR:
TOPIC:


TYPE:
PILLAR:
TOPIC:


TYPE:
PILLAR:
TOPIC:



INSTAGRAM STORIES

Planner

📅 DATE	🕒 TIME	★ HIGHLIGHT
CONCEPT / IDEA		

STORY 1	STORY 2	STORY 3	STORY 4



.....

.....

STORY 1	STORY 2	STORY 3	STORY 4



.....

.....



INSTAGRAM REELS

Planner

VIDEO TITLE		
BRAND PILLAR	SPONSOR	PROMOTION
TOPIC	AUDIO	
CONCEPT / IDEA		
SCENES & TRANSITIONS		
⋮	⋮	⋮
⋮	⋮	⋮
⋮	⋮	⋮
⋮	⋮	⋮
⋮	⋮	⋮
⋮	⋮	⋮
PROPS & LOCATIONS		
●	●	●
●	●	●
●	●	●
RECORDING DATE	CAPTION	
PUBLISH DATE	#HASHTAGS	